









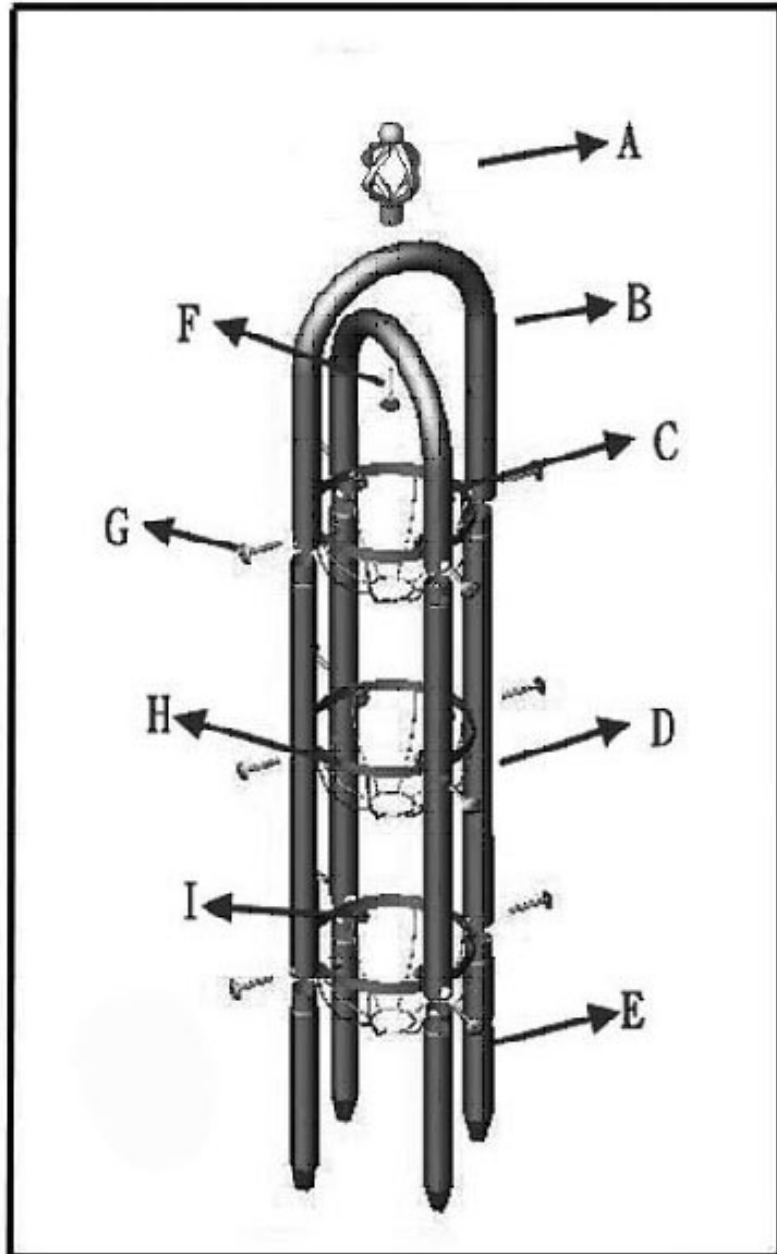


INSTRUCTIONS

932 Vertical Planter with 3 Baskets

		
A	FINIAL	1
		
B	FRAME SECTION	1
		
C	FRAME SECTION	1
		
D	FRAME SECTION	4
		
E	FRAME SECTION	4
		
F	BOLT	1
		
G	BOLT	12
		
H	BASKET	3
		
I	NUT	12
		
J	Coco Liner	3



- Please note that frame section B is larger than frame section C. Frame section B should be assembled ON THE OUTSIDE of frame section C.
- The planter should be securely anchored into your garden soil.
- We strongly recommend the use of lightweight potting soil when planting the baskets.
- If you have any questions, problems, assembly difficulties, or just need to contact us, please call our customer service department at 800/327-4635. Thank you.